



NVIDIA PROFESSIONAL GRAPHICS Linecard

Products	Part Numbers	GPU Memory	Memory Bandwidth	CUDA Cores	Tensor Cores	RT Cores	Dimensions	Power & Thermal	Display Connectors	Max Displays	VR Ready	Quadro Sync II	NVLink	Hardware FP64	SFF
NVIDIA PROFESSIONAL GRAPHICS ULTRA HIGH END															
NVIDIA RTX™ 6000 Ada	VCNRTX6000ADA-PB VCNRTX6000ADA-SB VCNRTX6000ADA-BLK VCNRTX6000ADA-EDU 900-5G133-2250-000 900-5G133-1750-000 YVCNRTX6000ADA-KIT VCNRTX6000ADASYNC-PB VCNRTX6KADA0VE-PB	48GB GDDR6 ECC	960 GB/s	18176	568	142	4.4" x 10.5" FH DS	300 W - Active	DP 1.4 (4)	4	●	●			
NVIDIA RTX™ 5000 Ada	VCNRTX5000ADA-PB YVCNRTX5000ADA-KIT VCNRTX5000ADA-EDU VCNRTX5000ADA-BLK VCNRTX5000ADASYNC-PB 900-5G133-1750-000 900-5G133-2550-000	32GB GDDR6 ECC	576 GB/s	12800	400	100	4.4" x 10.5" FH DS	250 W - Active	DP 1.4 (4)	4	●	●			
NVIDIA RTX™ A6000	VCNRTXA6000-PB VCNRTXA6000-SB VCNRTXA6000-TAA VCNRTXA6000-BLK VCNRTXA6000-EDU 900-5G133-2200-000 900-5G133-1700-000	48GB GDDR6 ECC	768 GB/s	10752	336	84	4.4" x 10.5" FH DS	300 W - Active	DP 1.4 (4)	4	●	●	●		
NVIDIA® A800 40GB Active	VCNA800-PB YVCNA800-KIT VCNA800-BLK	40GB HBM2 ECC	1555.2 GB/s	6912	432	-	4.4" x 10.5" FH DS	240 W	None Requires companion NVIDIA RTX 4000 Ada, RTX A4000 or T1000 8GB	4 When Used with Companion Card	When Used with NVIDIA RTX 4000 Ada or RTX A4000	●		●	
NVIDIA RTX™ A5500	VCNRTXA5500-PB VCNRTXA5500-SB VCNRTXA5500-BLK VCNRTXA5500-EDU 900-5G132-2270-000 900-5G132-1770-000	24GB GDDR6 ECC	768 GB/s	10240	320	80	4.4" H x 10.5" FH DS	230 W - Active	DP 1.4 (4)	4	●	●	●		
NVIDIA PROFESSIONAL GRAPHICS HIGH END															
NVIDIA RTX™ A5000	VCNRTXA5000-PB VCNRTXA5000-SB VCNRTXA5000-BLK VCNRTXA5000-EDU 900-5G132-2200-000 900-5G132-1700-000	24GB GDDR6 ECC	768 GB/s	8192	256	64	4.4" x 10.5" FH DS	230 W - Active	DP 1.4 (4)	4	●	●	●		
NVIDIA RTX™ 4500 Ada	VCNRTX4500ADA-PB YVCNRTX4500ADA-KIT VCNRTX4500ADA-EDU VCNRTX4500ADA-BLK VCNRTX4500ADASYNC-PB 900-5G132-1760-000 900-5G132-2560-000	24GB GDDR6 ECC	432 GB/s	7680	240	60	4.4" x 10.5" FH DS	210 W - Active	DP 1.4 (4)	4	●	●			
NVIDIA RTX™ A4500	VCNRTXA4500-PB VCNRTXA4500-SB VCNRTXA4500-BLK VCNRTXA4500-EDU 900-5G500-2200-000 900-5G500-1700-000	20GB GDDR6 ECC	640 GB/s	7168	224	56	4.4" x 10.5" FH DS	200 W - Active	DP 1.4 (4)	4	●	●	●		
NVIDIA RTX™ 4000 Ada	VCNRTX4000ADA-PB YVCNRTX4000ADA-KIT VCNRTX4000ADA-EDU VCNRTX4000ADA-BLK VCNRTX4000ADASYNC-PB 900-5G190-1770-000 900-5G190-2570-000	20GB GDDR6 ECC	360 GB/s	6144	192	48	4.4" x 9.5" FH SS	130 W - Active	DP 1.4 (4)	4	●	●			
NVIDIA PROFESSIONAL GRAPHICS MID RANGE															
NVIDIA RTX™ 4000 SFF Ada	VCNRTX4000ADALP-PB VCNRTX4000ADALP-SB VCNRTX4000ADALP-BLK VCNRTX4000ADALP-EDU 900-5G192-2571-000 900-5G192-1770-000	20GB GDDR6 ECC	320 GB/s	6144	192	48	4.7" x 6.6" LP DS	70 W - Active	mDP 1.4 (4)	4	●	●			●
NVIDIA RTX™ A4000	VCNRTXA4000-PB VCNRTXA4000-SB VCNRTXA4000-TAA VCNRTXA4000-BLK 900-5G190-2200-000 900-5G190-1700-000 900-5G190-1700-E00	16GB GDDR6 ECC	448 GB/s	6144	192	48	4.44" x 9.5" FH SS	140 W - Active	DP 1.4 (4)	4	●	●			●
NVIDIA RTX™ A2000 12GB	VCNRTXA200012GB-PB VCNRTXA200012GB-SB VCNRTXA200012GB-BLK 900-5G192-2251-000 900-5G192-1751-000	12GB GDDR6 ECC	288 GB/s	3328	104	26	2.713" x 6.6" LP DS	70 W - Active	mDP (4)	4	●				●
NVIDIA® T1000 8GB	VCNT10008GB-PB VCNT10008GB-SB VCNT10008GB-BLK 900-5G172-2271-000 900-5G172-1771-000	8GB GDDR6	160 GB/s	896	-	-	2.713" x 6.137" LP SS	50 W - Active	mDP (4)	4					●
NVIDIA PROFESSIONAL GRAPHICS ENTRY LEVEL															
NVIDIA® T400 4GB	VCNT4004GB-PB VCNT4004GB-SB VCNT4004GB-BLK 900-5G172-2251-000 900-5G172-1751-000	4GB GDDR6	80 GB/s	384	-	-	2.713" x 6.137" LP SS	30 W - Active	mDP (3)	4 ¹					●

¹ NVIDIA® T400 4GB can drive four DisplayPort displays via multi-stream transport (MST).
 PNY Technologies, Inc. 100 Jefferson Road, Parsippany, NJ 07054 | Tel 973-515-9700 | Fax 973-560-5590 | www.PNY.com
 Features and specifications subject to change without notice. The PNY logo is a registered trademark of PNY Technologies, Inc. All other trademarks are the property of their respective owners. ©2023 PNY Technologies, Inc. All rights reserved.



Contact a PNY account manager
 or email GOPNY@PNY.COM
WWW.PNY.COM/PRO-GRAPHICS

Part Numbers Include:


- PB = NVIDIA GPU and accessories
- SB = NVIDIA GPU only
- BLK = Multi-pack NVIDIA GPUs and accessories
- EDU = NVIDIA GPU and auxiliary power cable

Largest CAD/3D/AI models, CAE, photorealistic interactive ray tracing of complex scenes, seismic exploration, 8K DCC, DL & ML




NVIDIA RTX™ 6000 Ada Generation 48GB

Large/complex CAD/3D/AI models and assemblies, seismic exploration, complex, DCC effects, ray-traced renders



NVIDIA RTX™ 5000 Ada Generation 32GB



NVIDIA RTX™ A6000 Ampere 48GB



NVIDIA® A800 40GB Active Ampere 40GB


Large/complex CAD/3D models and assemblies, entry AI datasets; special effects; interactive ray tracing; simulation




NVIDIA RTX™ 4500 Ada Generation 24GB



NVIDIA RTX™ 4000 Ada Generation 20GB



NVIDIA RTX™ A5000 Ampere 24GB



NVIDIA RTX™ A4500 Ampere 20GB



NVIDIA RTX™ A4000 Ampere 16GB

Small to mid-size CAD/3D models, AI and ray tracing capabilities for creative/design apps, VR Ready



NVIDIA RTX™ 4000 SFF Ada Generation 20GB*



NVIDIA RTX™ A2000 12GB*

Component Design, Basic DCC, PLM, Multi-App Knowledge Worker



NVIDIA® T400 4GB*



NVIDIA® T1000 8GB*



NVIDIA® T1000 4GB*

* Small Form Factor